


Nevada Division of Minerals

Agency Activities Update

Nevada Mineral Exploration Coalition Annual Meeting

November 6, 2015

Mike Visher, Deputy Administrator



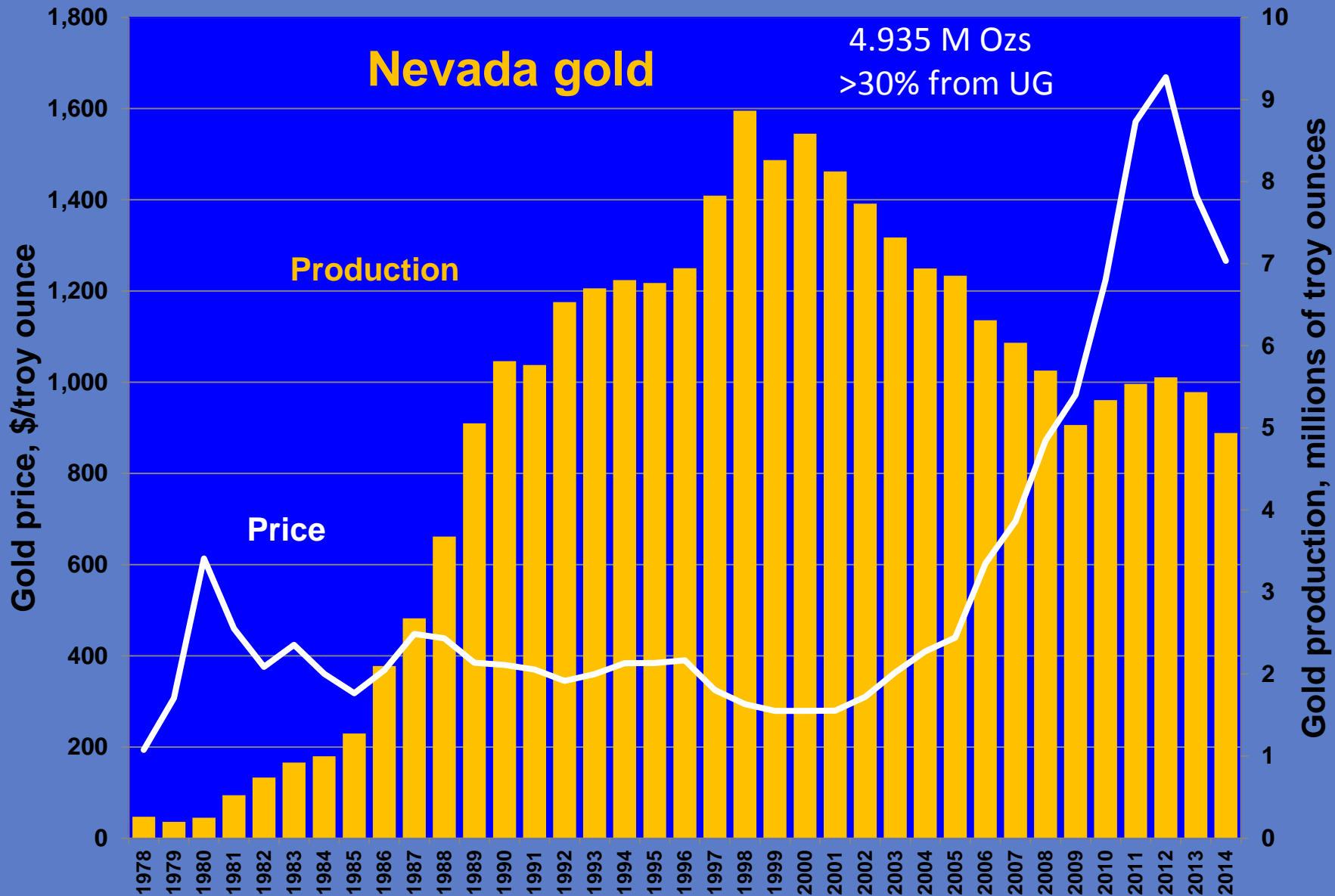
NEVADA DIVISION OF MINERALS

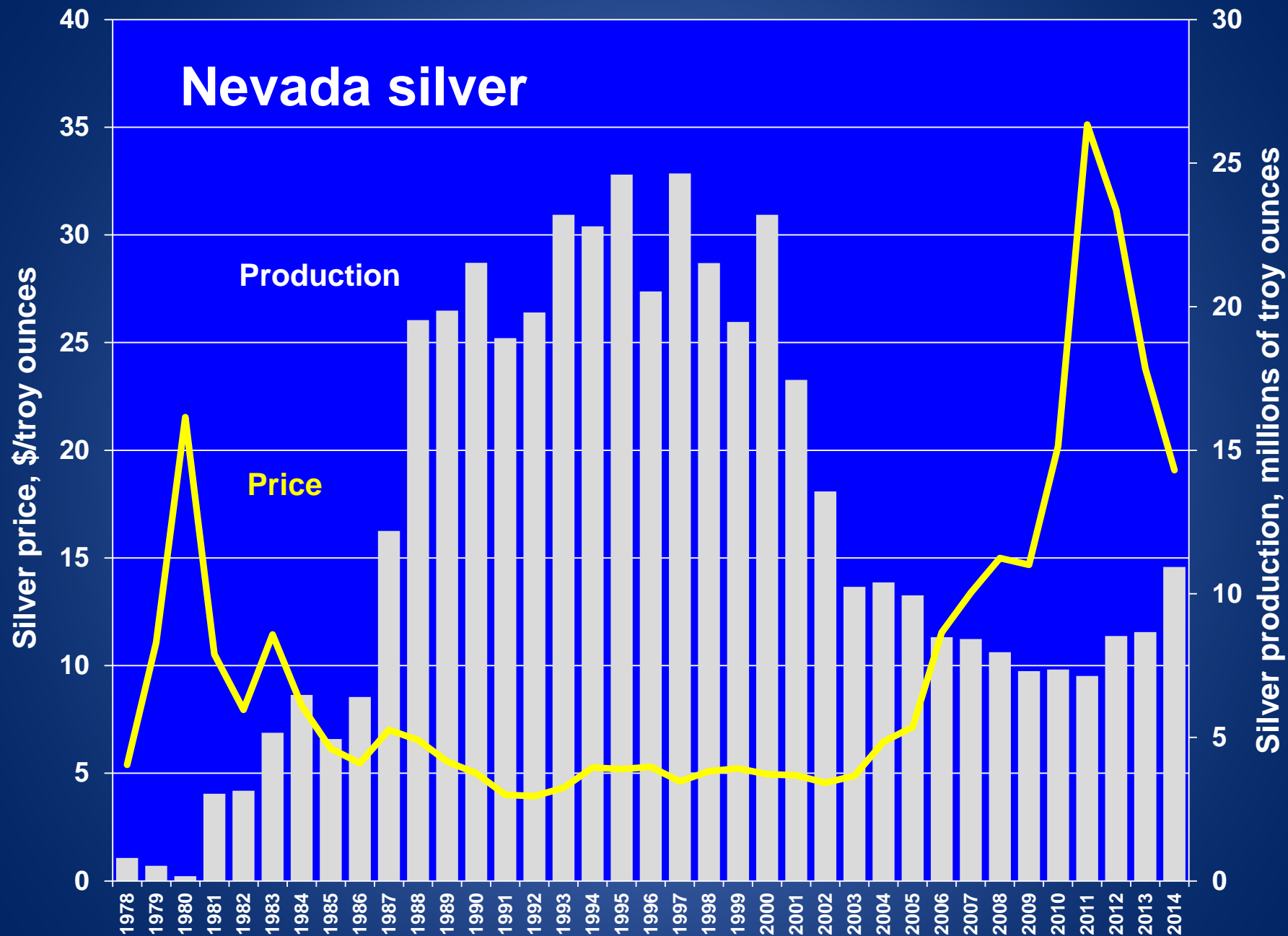
- State Agency and reports to the Commission on Mineral Resources (CMR) - NRS 513
- CMR is 7 members appointed by the Governor from Minerals(5), OGG(2), Public(1)
- Offices in Carson City (8 employees) and Las Vegas (3 employees)
- All fee revenues, no General Fund
 - \$8.50 per claim fee on mining claims: 77 %
 - AML securing fees: 5%
 - OGG permitting/operating: 7 %
 - Federal AML assistance: 6%
 - Administration of reclamation bond pool: 5 %

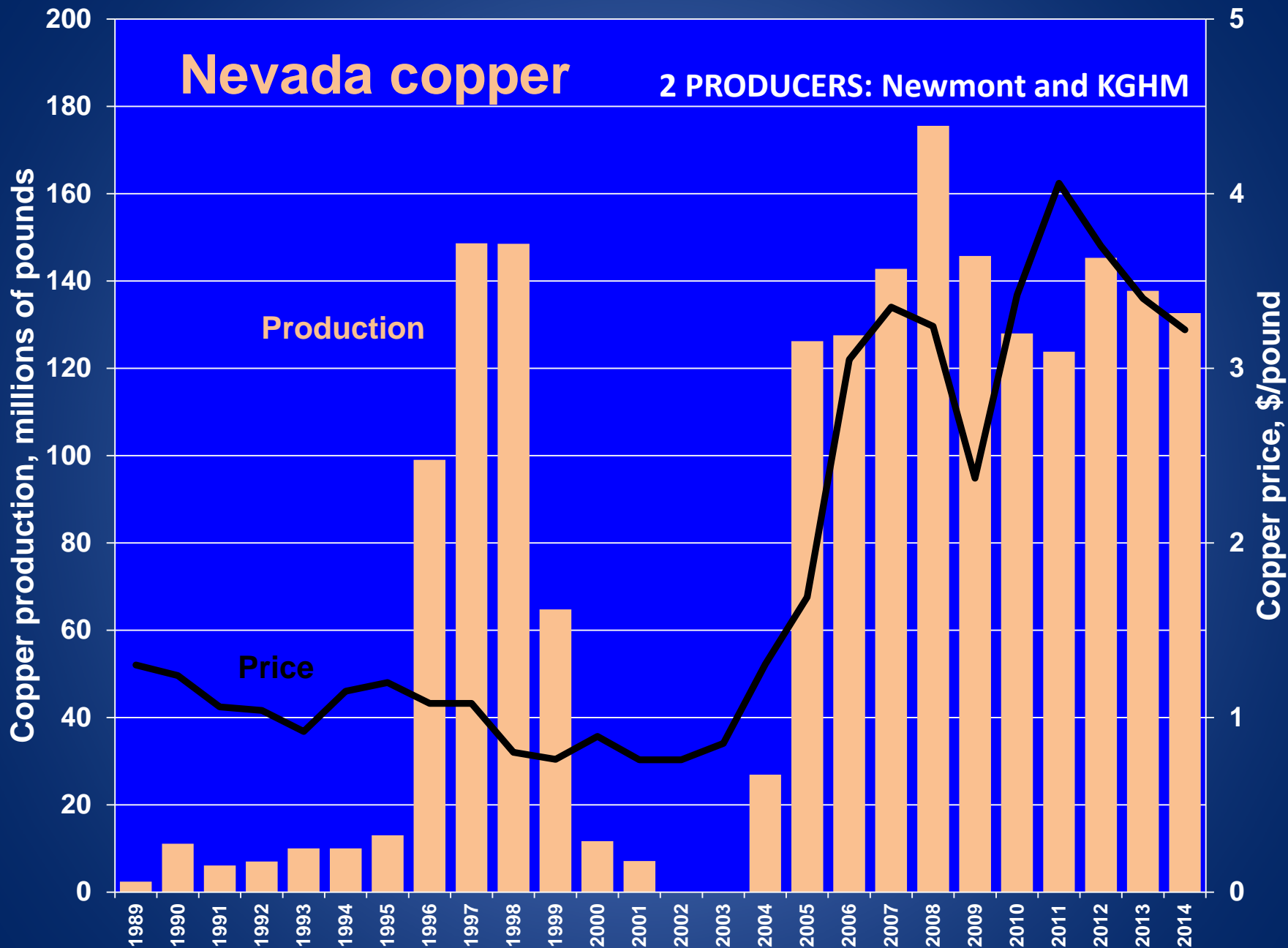
ACTIVITIES DEFINED BY STATUTES

- “Encourage and assist in the exploration for and production of oil, gas, geothermal energy and minerals within this state”
– NRS 513
 - Record annual production of mines, oil & gas, and geothermal energy
 - Supply information on the minerals industry
 - Minerals Education to public, schools, organizations
 - Abandoned Mine Lands Program – public safety
- Mining Claims, Mill Sites and Tunnel Rights NRS 517
- State Reclamation Bond Pool NRS 519A.290
- Permit Oil and Gas drilling & production NRS 522
- Permit Geothermal drilling & production NRS 534A

NEVADA MINING REGISTRY







2014 NEVADA METAL PRODUCTION, BY PRODUCER				
Operator	Gold (ozs)	Silver (ozs)	Copper (lbs)	Moly (lbs)
Barrick	2,357,391	758,848		
Newmont	1,571,847	2,170,978	46,014,331	
Allied Nevada Gold	214,345	1,818,637		
Kinross	165,036	290,343		
Silver Standard Resources	162,382	3,085		
Veris Gold	160,921	7,273		
Klondex	84,255	1,364,911		
Coeur Rochester	44,887	4,189,071		
Mineral Ridge Gold	40,814	18,182		
Jipangu International	40,311	79,231		
Rawhide Mining	28,446	256,138		
KGHM International	26,303	0	86,601,987	741,717
Comstock Mining	19,601	222,416		
Borealis Mining	10,859	35,133		
Sterling Gold Mining	5,700	0		
Atna Resources	3,780	0		
Waterton Global Mining/Carlin Resources	2,342	9,433		
A.U. Mines Inc.	1,230	419		
Sunrise Minerals	90	19		

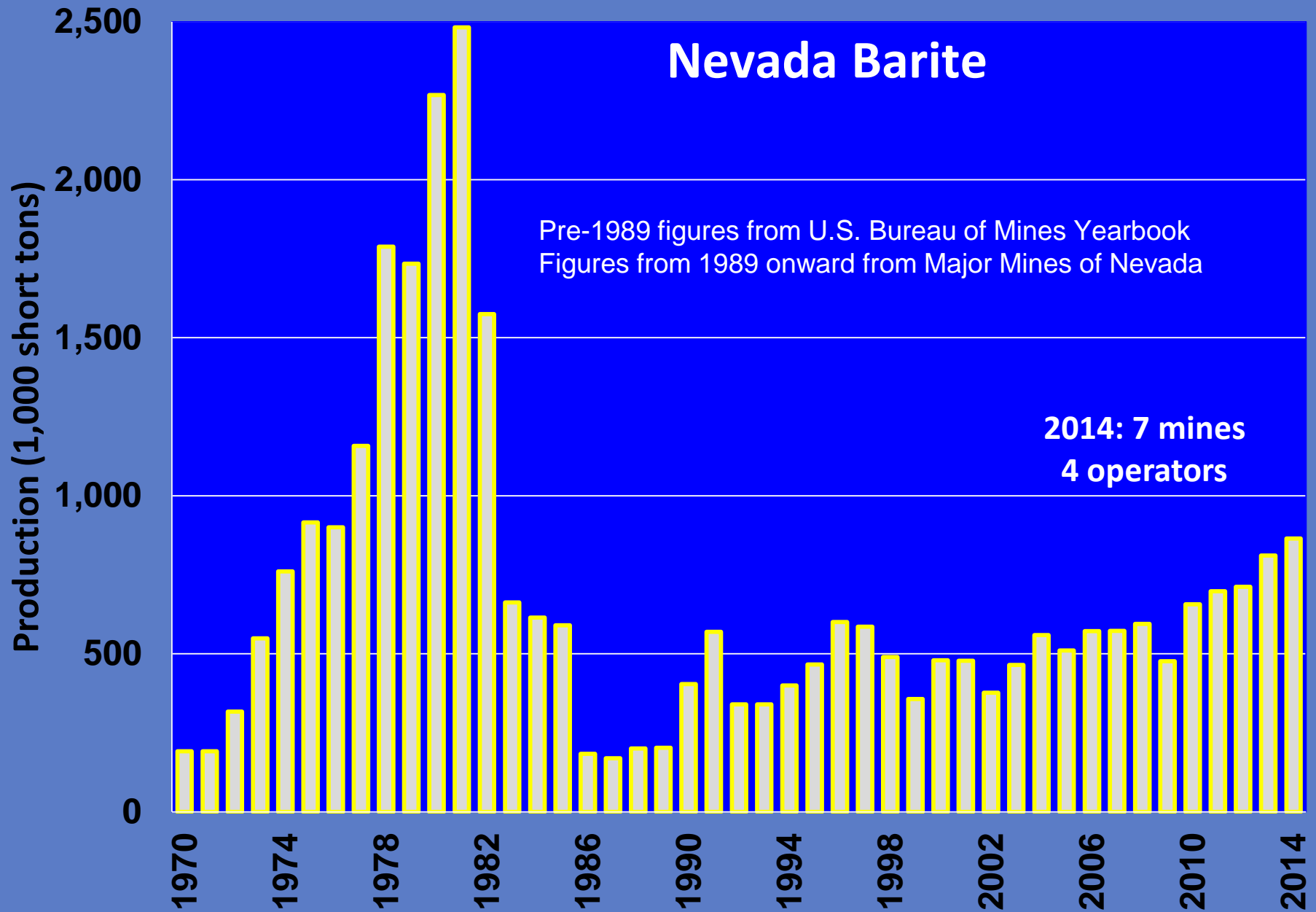
INDUSTRIAL MINERALS

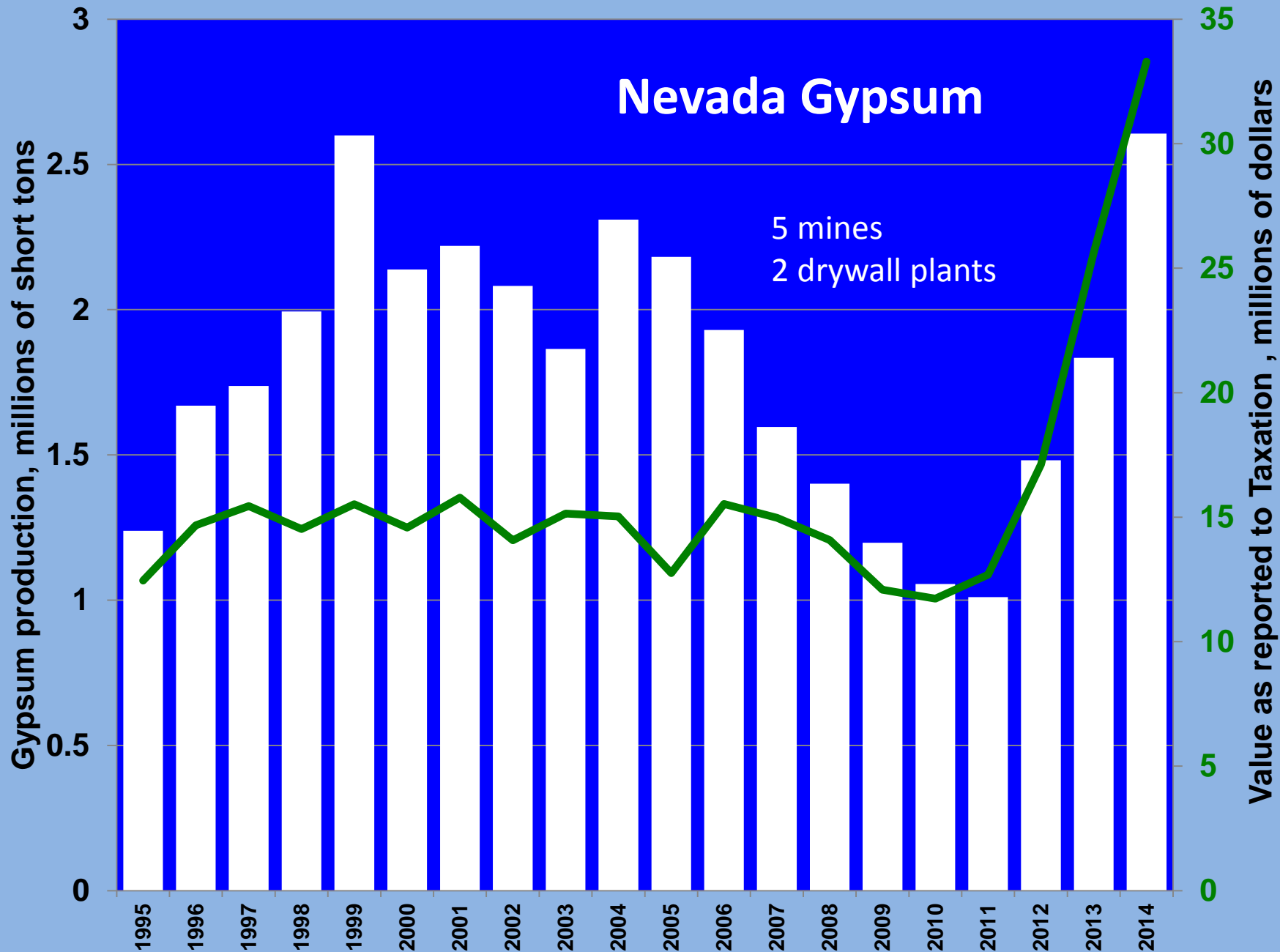
- **NEVADA MINES PRODUCE THE FOLLOWING INDUSTRIALS:**
 - **Aggregates, for construction and landscaping**
 - **Barite, for oil and gas drilling mud**
 - **Diatomite, for filtering and adsorbents**
 - **Dolomite, for cement and livestock supplements**
 - **Gypsum, for wallboard and agricultural soil supplements**
 - **Limestone, for cement and lime**
 - **Lithium compounds, ceramics, batteries, and pharmaceuticals**
 - **Magnesite, for light-weight cement and animal supplements**
 - **Perlite, for insulation and landscaping**
 - **Salt, for winter road treatment**
 - **Specialty clays, for drilling muds and low-permeability liners**
 - **Zeolites, for water treatment and waste clean-up**

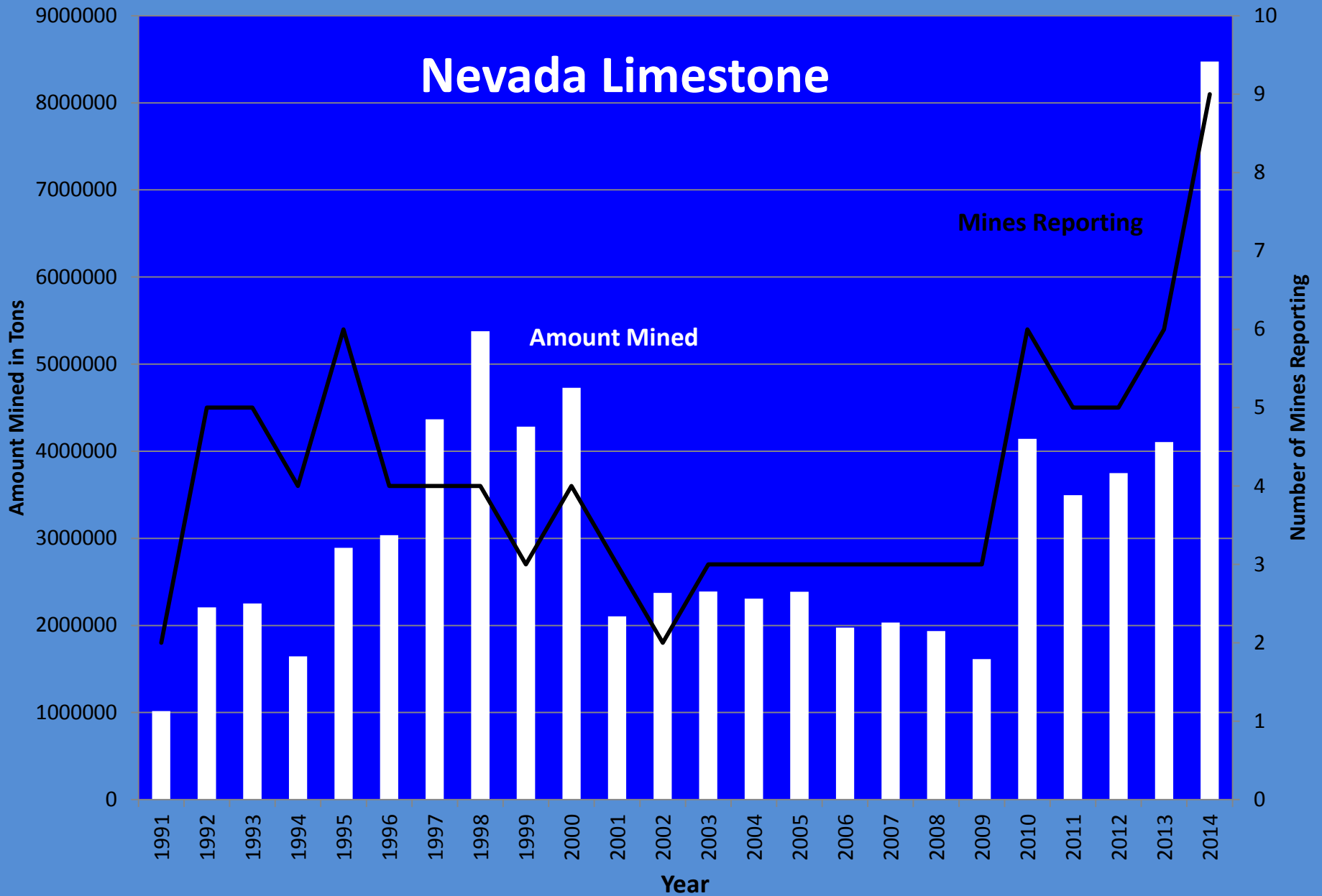
Nevada Barite

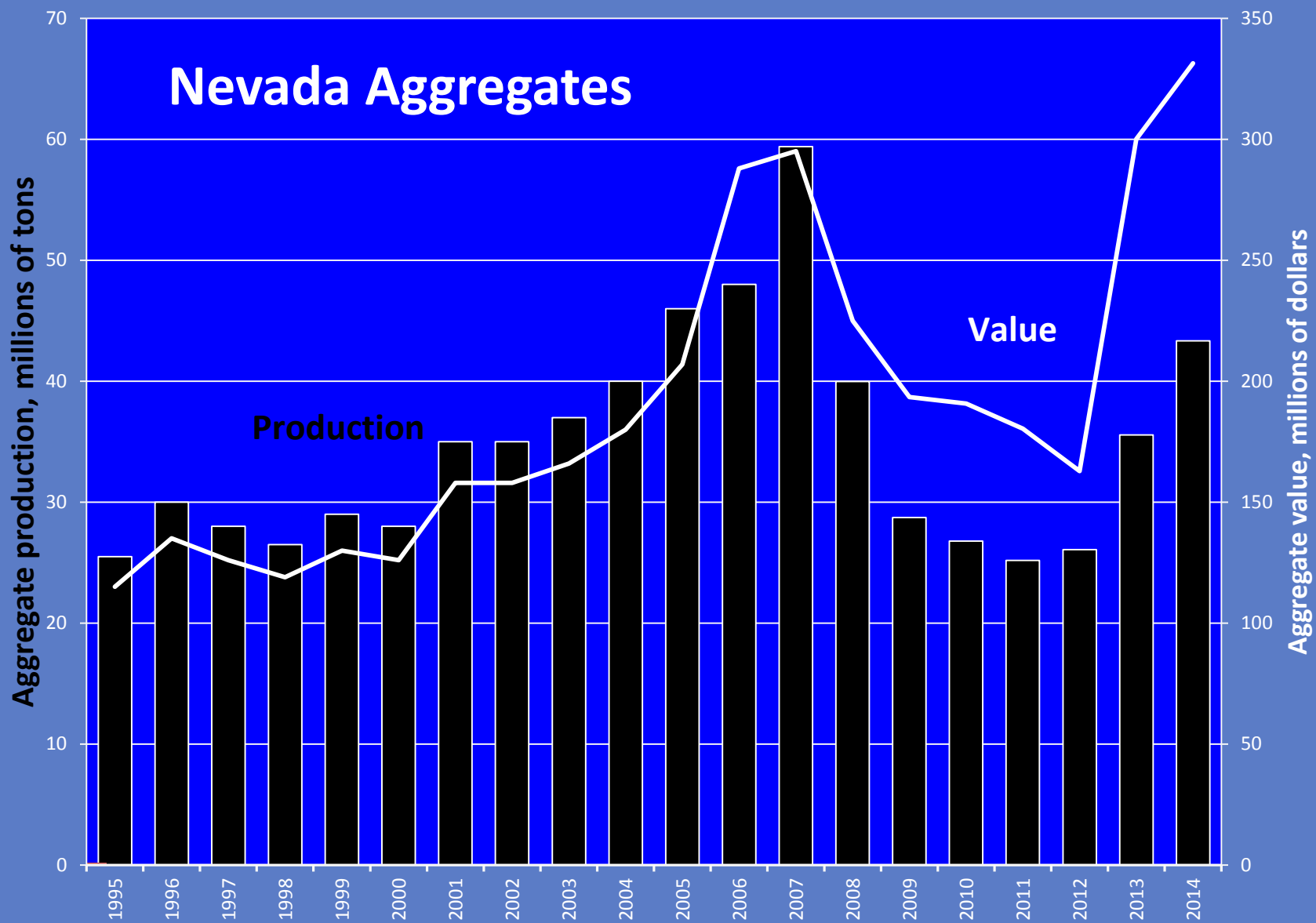
Pre-1989 figures from U.S. Bureau of Mines Yearbook
Figures from 1989 onward from Major Mines of Nevada

**2014: 7 mines
4 operators**



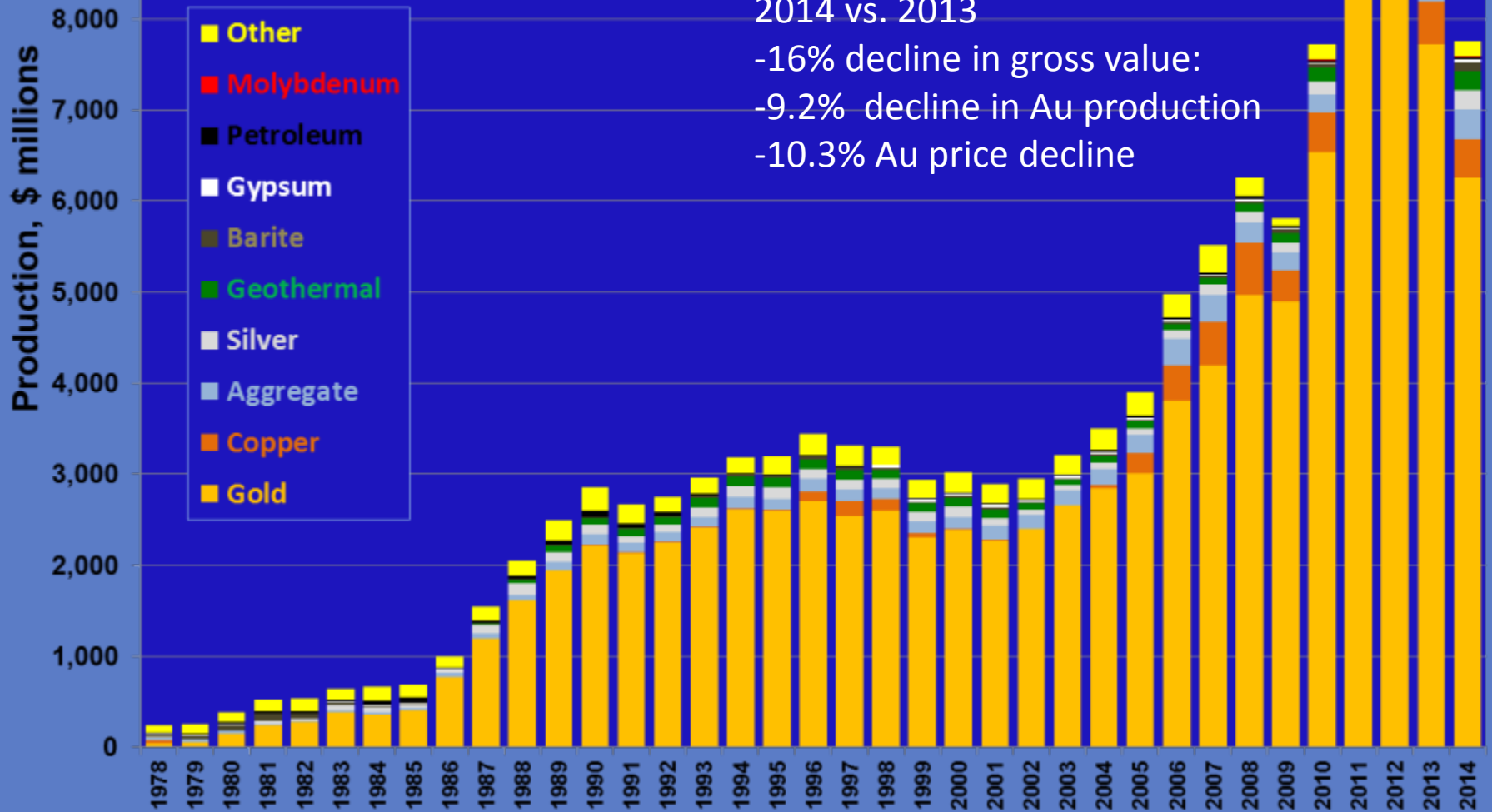






From USGS annual mineral commodity summaries

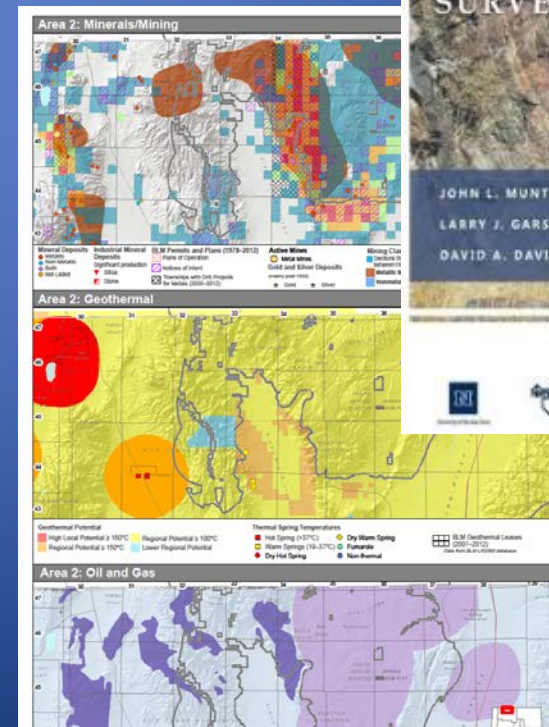

Nevada Mineral Production by Revenue

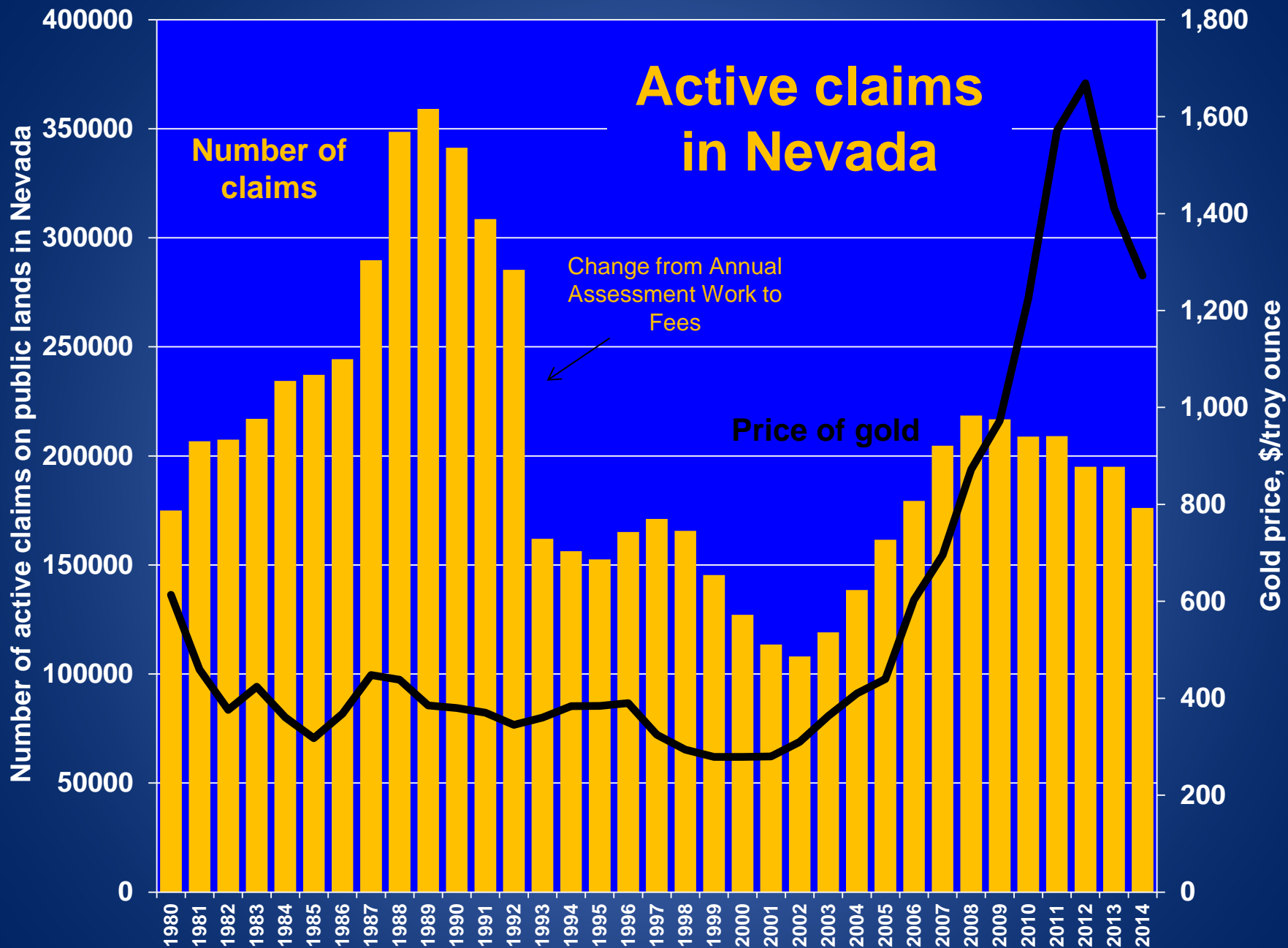


INFORMATION OF AND FOR THE NEVADA MINERAL INDUSTRY

- MAJOR MINES OF NEVADA PUBLICATION
- ACTIVE MINES AND ENERGY PRODUCERS MAPS
- MINERAL EXPLORATION SURVEY
- MAPS SHOWING THE MINERAL RESOURCE POTENTIAL IN SFA'S AND RMP'S
- THIS INFORMATION REGARDING IMPACTS TO AND BY THE MINERAL INDUSTRY IS PROVIDED TO GOVERNOR'S OFFICE AND STATE LEGISLATORS AS WELL AS TO THE PUBLIC ON OUR WEBSITE

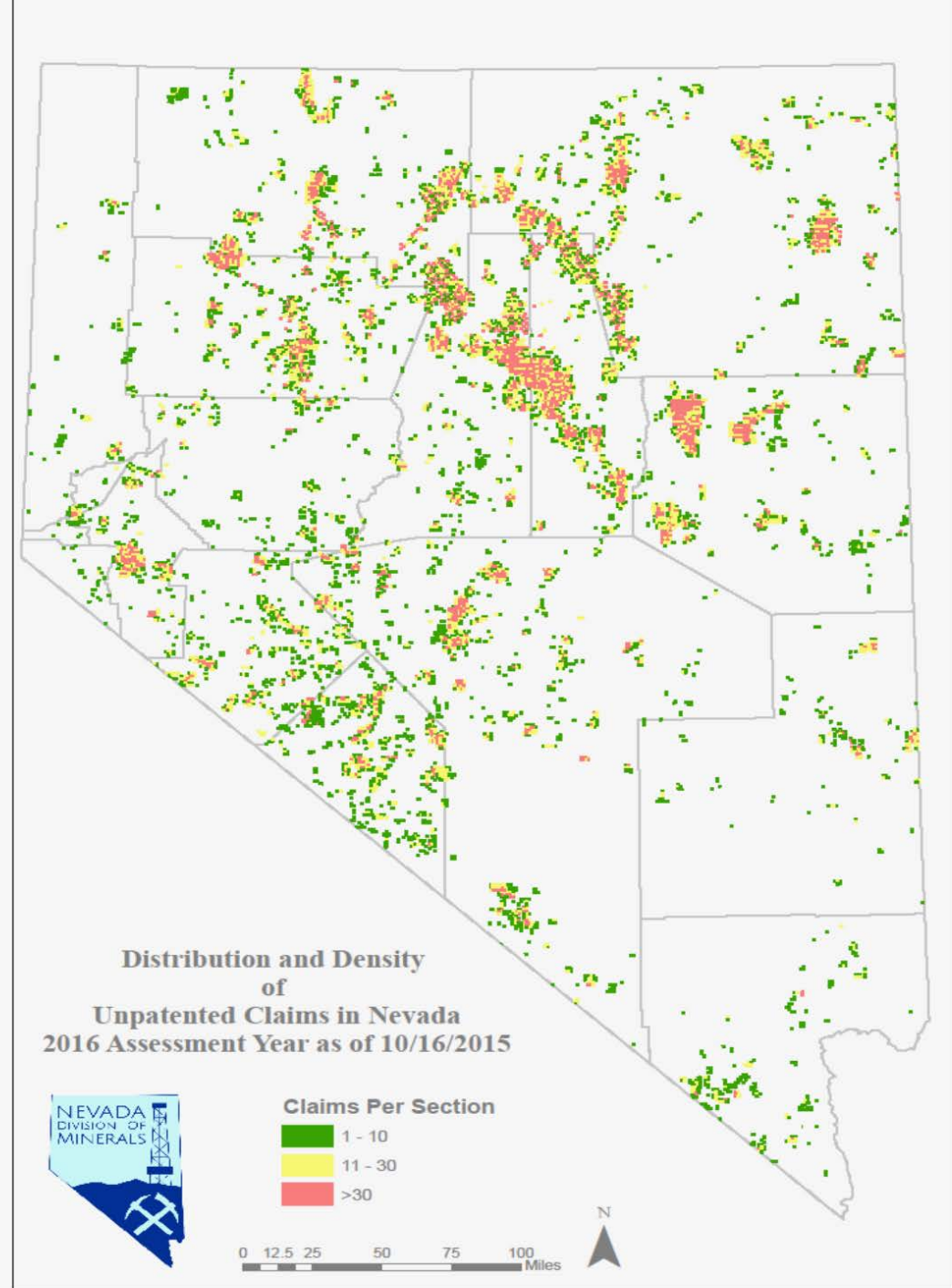
(ALL IN COLLABORATION WITH NBMG)



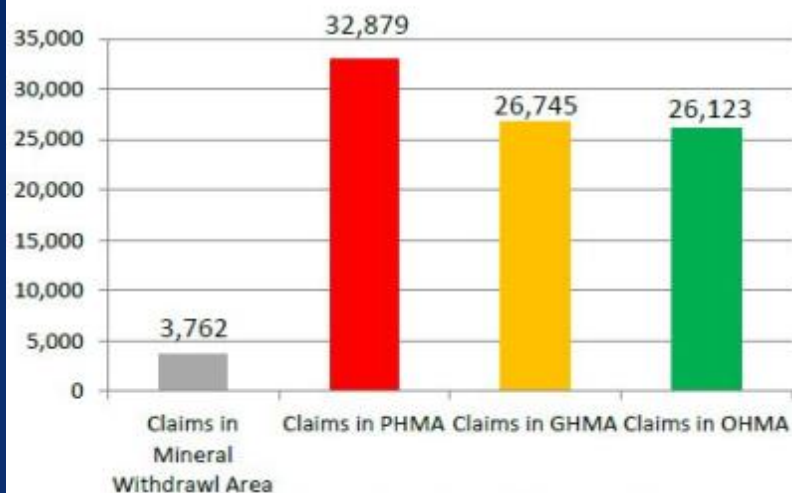


DISTRIBUTION OF CURRENT ACTIVE CLAIMS IN NEVADA

2016 ASSESSMENT
YEAR BLM CLAIM
FILINGS DOWN
7.2% VS. 2015

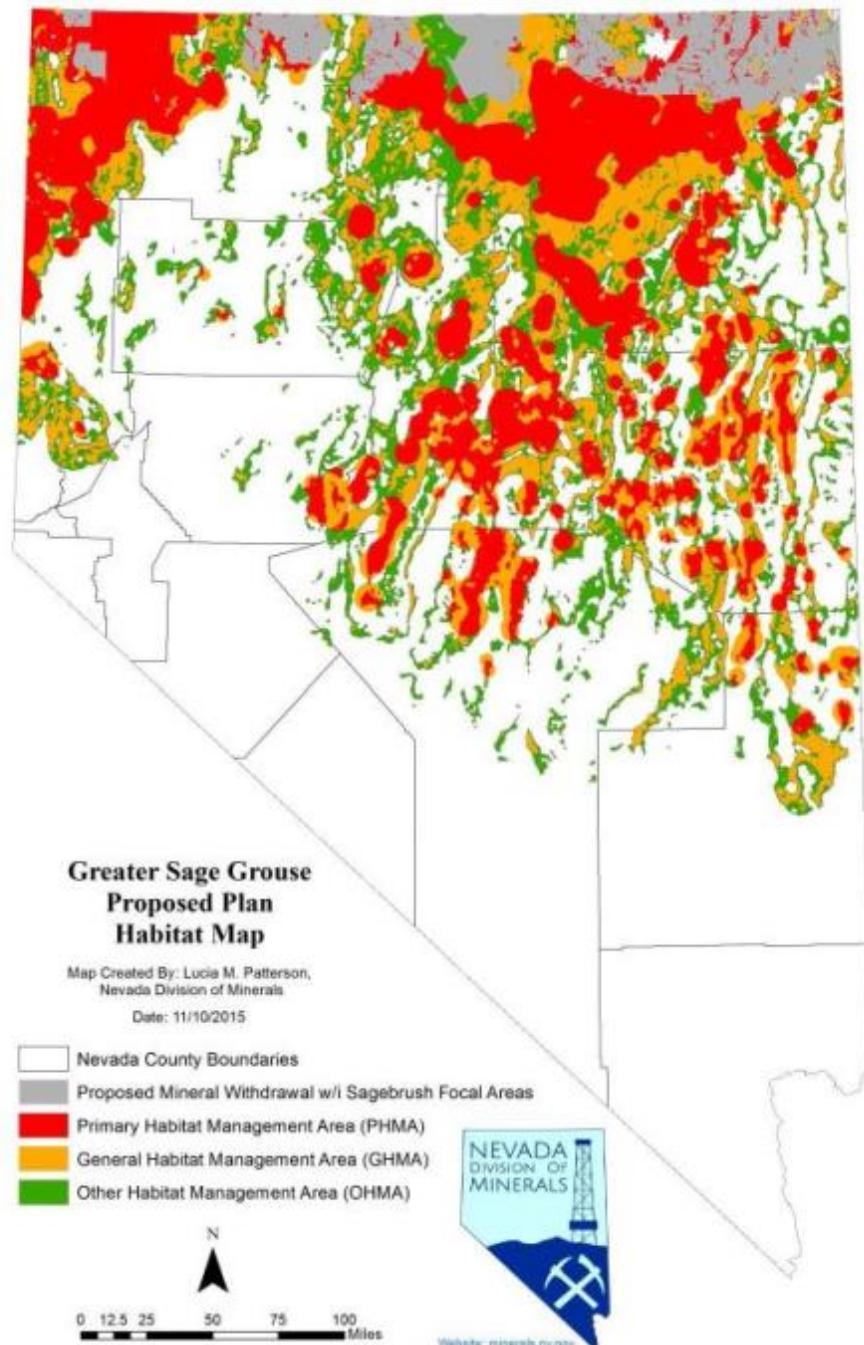


Assessment Year 2016 Active Mining Claims As of 10/16/2015



**Total Active Mining Claims for
Assessment Year 2016
As of 10/16/2015 163,542**
**Approximate # of claims impacted
by Plan: 89,509 (55%)**

**Approximate # of claims
not directly impacted by
Plan: 74,033 (45%)**



MINERALS EDUCATION AND OUTREACH

- Legislative performance measure of 12 presentations per employee per year
- Stressing the importance of mining in Nevada and minerals in our daily lives
- Examples of topics:
 - MINERAL AND ROCK ID
 - EVERY DAY MINERAL USES
 - NEVADA MINING HISTORY
 - MODERN MINING, MILLING AND RECLAMATION
 - ANIMAL, VEGETABLE, OR MINERAL?
 - CAREERS IN THE MINING INDUSTRY
 - ABANDONED MINE PUBLIC SAFETY
- In 2014, 186 presentations made to more than 7,400 people



UPDATE OF EDUCATIONAL ACTIVITIES TO MEET CORE STANDARDS



“Having the core standards listed that the activity covered was the reason they allowed you to come present at our school”

Alysa Jenson-Cormier 3rd grade teacher Mark Twain Elementary

2ND GRADE MINERAL IDENTIFICATION EXERCISE

2-PS1-1 Plan and conduct an investigation to describe and classify different kinds of materials by their observable properties. [Clarification Statement: Observations could include color, texture, hardness, and flexibility. Patterns could include the similar properties that different materials share.]

Mineral Property Crossword



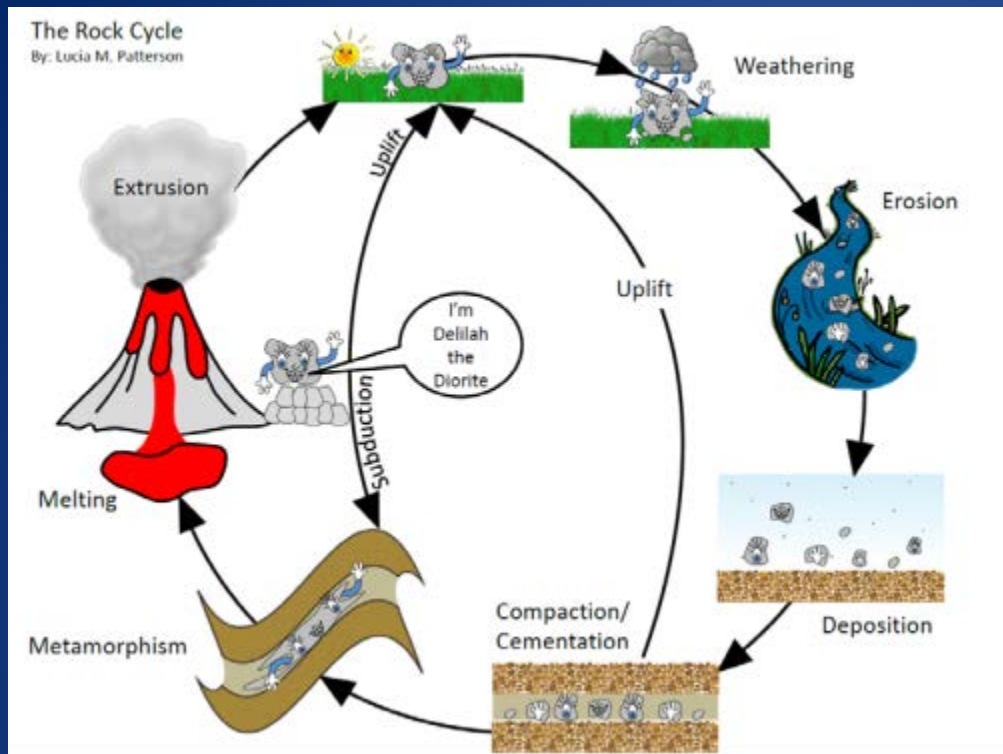
Across

- 2 I fizz with vinegar!
- 3 I am purple and can be scratched by a nail!
- 5 I am magnetic!
- 7 My luster is metallic and I look like gold!!
- 8 I can scratch glass!

Down

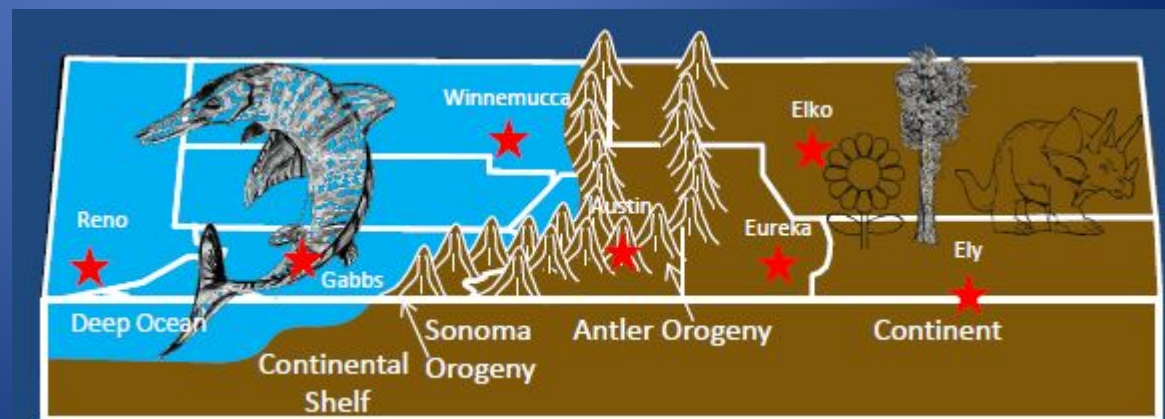
- 1 I smell like rotten eggs!!
- 2 My streak is green to blue!
- 3 I look like a pearl a geologist would say my luster is pearly!
- 4 I am heavier than most other minerals but I am not magnetic!
- 6 I can easily be scratched by your fingernail!!

Activity By: Lucia Patterson Griffin Kilroy, Nevada Division of Minerals



Standard 2-ESS1-1: Use information from several sources to provide evidence that Earth events can occur quickly or slowly .

Standard 3-LS4-1: Analyze and interpret data from fossils to provide evidence of the organisms and the environments in which they lived long ago.



ABANDONED MINE LANDS (AML) PROGRAM

- Statutory requirement to inventory and secure dangerous physical safety conditions resulting from historic mining operations
- Estimated 250,000 – 300,000 AML features in Nevada with 50,000 dangerous enough to cause injury or death
- Securing efforts by claimants, owners, and the agency address a public safety concern and assist the industry with receiving the necessary social license to operate
- The AML program in Nevada is a nationally recognized collaborative effort between the agency, federal land managers, claimants, property owners, and other stakeholders
- Statewide AML efforts and accomplishments are published in annual reports

2014 SUMMER INTERN PROGRAM

Eight UNR-UNLV students investigated 4,012 abandoned mine features in 13 counties, logged 451 hazards and secured 284


NEVADA DIVISION OF MINERALS ABANDONED MINE LANDS 2014 SUMMER INTERN PROGRAM



Many Thanks to These
Hard Working Students:
Sean Diggins
Alain Nowakowski
Ralston Pedersen
Vince Ugalde
Sarah Ullrich
Nolan Weintz
Alex Wheatley
Gunnar Young



2014 Accomplishments:
Logged 2,945 Non-Hazards
Identified 451 New Hazards
Secured 284 Hazards
and Revisited or Repaired 332 Hazards



Flat tire...the impossible is happening

Eagle Scout AML Projects

To-date: 160 projects have been completed – 725 hazards have been secured and 143 previously secured hazards have been re-secured

Project recons – Joshua Frizell and Tyler Perez



Project completion – Jared Brady



CLAIM FORMS

- Statutory requirement to develop recommended forms for the filing of mining claims, mill sites, and tunnel rights
- Aided by the pro-bono efforts of two prominent mineral attorneys and input from the county recorders, all forms were recently updated
- They are available as fill-in enabled PDF files on our website

RECLAMATION PERFORMANCE BOND POOL

- The Nevada Division of Minerals administers the Nevada Reclamation Performance Bond Pool through which mine or exploration operators may apply for bond coverage to satisfy the bond requirements of either the BLM or NDEP.
- The total of bond obligations in the pool is currently \$2.8M.
- The program is designed to reduce the financial burden of, and time-frame for, obtaining a reclamation bond for small operators.
- Currently, there are 97 active notice-level bonds in the pool, approximately 1/3 of the total in Nevada, and 6 plan-level bonds.
- The agency charges a minimum of 3% annually for the administration of the bond pool.



State of Nevada
Commission on Mineral Resources
Division of Minerals



NV.gov

[Agencies](#) [Jobs](#) [About Nevada](#)

☒ This Site Only ☐ State-Wide

[HOME](#) [ABOUT US](#) [COMMISSION](#) [PROGRAMS](#) [NEWS](#) [CONTACT US](#)



Cortez open pit Barrick Gold Corp. - Lander County, NV

Important Links

- [State and Federal Permits Required Before Mining or Milling Can Begin - February 2015](#)
- [2014 Nevada Mineral, Oil and Geothermal Production Update - July 9, 2015](#)
- [Mineral, Geothermal and Oil & Gas Potential Maps of Sagebrush Focal Areas](#)
- [Final Approved Regulations for Hydraulic Fracturing - October 24, 2014](#)
- [NDOM YouTube Channel](#)
- [Nevada Bureau of Mines and Geology](#)

Nevada Excellence in Mine Reclamation Awards for 2015

- [Invitation for Nominations](#) (Submissions are due by August 7, 2015)

Employment Announcement(s)

- [Commission on Mineral Resources, Division of Minerals, Field Specialist/Abandoned Mine Lands Position Description](#) - Location: Carson City
- [Commission on Mineral Resources, Division of Minerals, Administrative Support/Public Service Intern 1 Position Description](#) - Location: Carson City; Part time Seasonal from Sept. 2015 through January 2016.

[How To Apply for a State Job](#)